


PANNELLI Edgelight

Edgelight 1195x295x9,5mm



INFORMAZIONI PRODOTTO:

PRODUCT INFORMATIONS:

Unità: mm
Unit: mm

Codice d'acquisto: **15030-IO**

Purchase code:

PN00857

Grado IP:

IP20

Alimentazione:

220-240Vac 50-60 Hz

Potenza:

40W

Alimentatore:

Driver SELV (incluso, esterno al corpo lampada / included, outside body lamp)

Dimmerabile:

No

Sorgente luminosa:

LED SMD

CCT/ Colore:

3000K

Flusso:

4100lm

Fascio:

120°

CRI:

>85

Tolleranza cromatica:

3SDCM

Fattore di abbagliamento:

UGR<22

Gruppo di rischio fotobiologico:

Rg0

Vita utile:

L70B50@60000

Fissaggio:

Ad incasso / Recessed

Temperatura operativa:

-10°C (min) - +30°C (max)

Classe energetica:

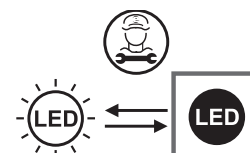
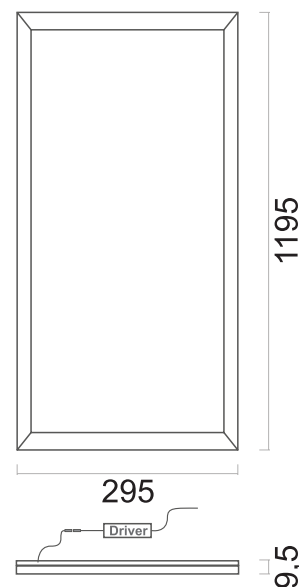
Prodotto contenente una sorgente luminosa di classe <F> (non sostituibile)
Product contained a light source of energy class <F> (not replaceable)

Norme:

EC 60598-2-2:2023 used in conjunction with IEC 60598-1:2020
(Specifies general requirements for luminaires, recessed luminaires and recessed air-handling luminaires)

IEC TR 62778:2014

(Application of IEC 62471 for the assessment of blue light hazard to light source and luminaires)



ACCESSORI:

ACCESSORIES:

18032

Case a plafone 50mm
Ceiling case 50mm

18029

Cornice incasso
Recessed frame

15159

Kit sospensione 4 cavi L=1000mm
Suspension kit 4 cables L=1000mm

07550

Inverter+batteria per emergenza
Ceiling case 68mm

Tolleranza di potenza ± 5% - Tolleranza al flusso luminoso ± 5% - Incertezza di misura ± 10% - Ta: 25°C Power tolerance ± 5% - Luminous flux tolerance ± 5% - Measurement uncertainty ± 10% - Ta: 25°C